

IOWA CITY POLICE DEPARTMENT

2017

Annual Report

Fair. Responsive. Professional




Table of Contents

Chief's Message	4
Mission Statement	5
Organizational Chart	6
Budget	7
Personnel Profiles	8
Promotions and New Hires	9
Officer and Civilian Awards	10-11
Favorable Occurrences	11
Statistics	12-15
Calls For Service	12
Traffic Stops, Arrests, and Citations	13
Alcohol and Tobacco Compliance Checks	14
Crimes/Violent Crimes	15
Juvenile Related Statistics	16-19
Juvenile Related Calls For Service	16
Juvenile Charges and Referrals	16-17
Juvenile and Under Age Alcohol Related Statistics	18
Officer School Visits	19
Substation Mission	19
Community Outreach Division	20-21
Events and Causes	21
CALEA	22
Iowa City Animal Care Services	23-24
Iowa City Animal Care Shelter Statistics	23
Iowa City Animal Care Enforcement Statistics	24
Iowa City Animal Center Outreach and Foster Care	24
Iowa City Animal Center Volunteers	24

Chief's Message



The Iowa City Police Department proudly presents its 2017 Annual Report to Honorable Mayor Jim Throgmorton, members of the city council and our entire community.

This year was one of change for ICPD in many ways. In January, I was honored to be selected as the new police chief. I spent the year getting acquainted with our police employees and the community. What I found was a well-trained, hardworking staff and a vibrant city that values their police department.

Policing in the 21st century is often complex and challenging. On a national level, policing is being scrutinized in an unprecedented way, but that does not mean success is unattainable. Our department excels in the areas of community policing and best practices through continued national accreditation resulting in effective crime reduction strategies while building public trust.

We enhanced our efforts to reduce disproportionality in minority contacts. That started with the need to dispel the race:crime association. Our objectives were to enhance training in cultural competency and implicit bias, deploy resources to address crime trends without targeting whole communities, particularly communities of color, and increase our community outreach programs.

Our entire department from the top down, including police officers and civilian staff continue to embrace change and adjust to city growth and community expectations. That means we welcome having difficult conversations regarding policing and appreciate the fact that our community can and should hold us accountable.

There were four homicides in 2017, while in the previous four years there was only one. Because our staff did outstanding work in responding to the scenes and thoroughly investigating, we made arrests in all four cases. There was a 11% decline in violent crime categories such as murder, sex assault (rape, fondling, etc.), robbery and aggravated assault. There was less than 1% increase in crime overall.

As we move into 2018, we look forward to reducing violent crime, increasing traffic safety, expanding the diversity of our staff, building future police leaders, making improvements to the police facility and continuing to foster relationships and building trust with all members of our community.

Sincerely,

Chief Jody Matherly

IOWA CITY POLICE DEPARTMENT

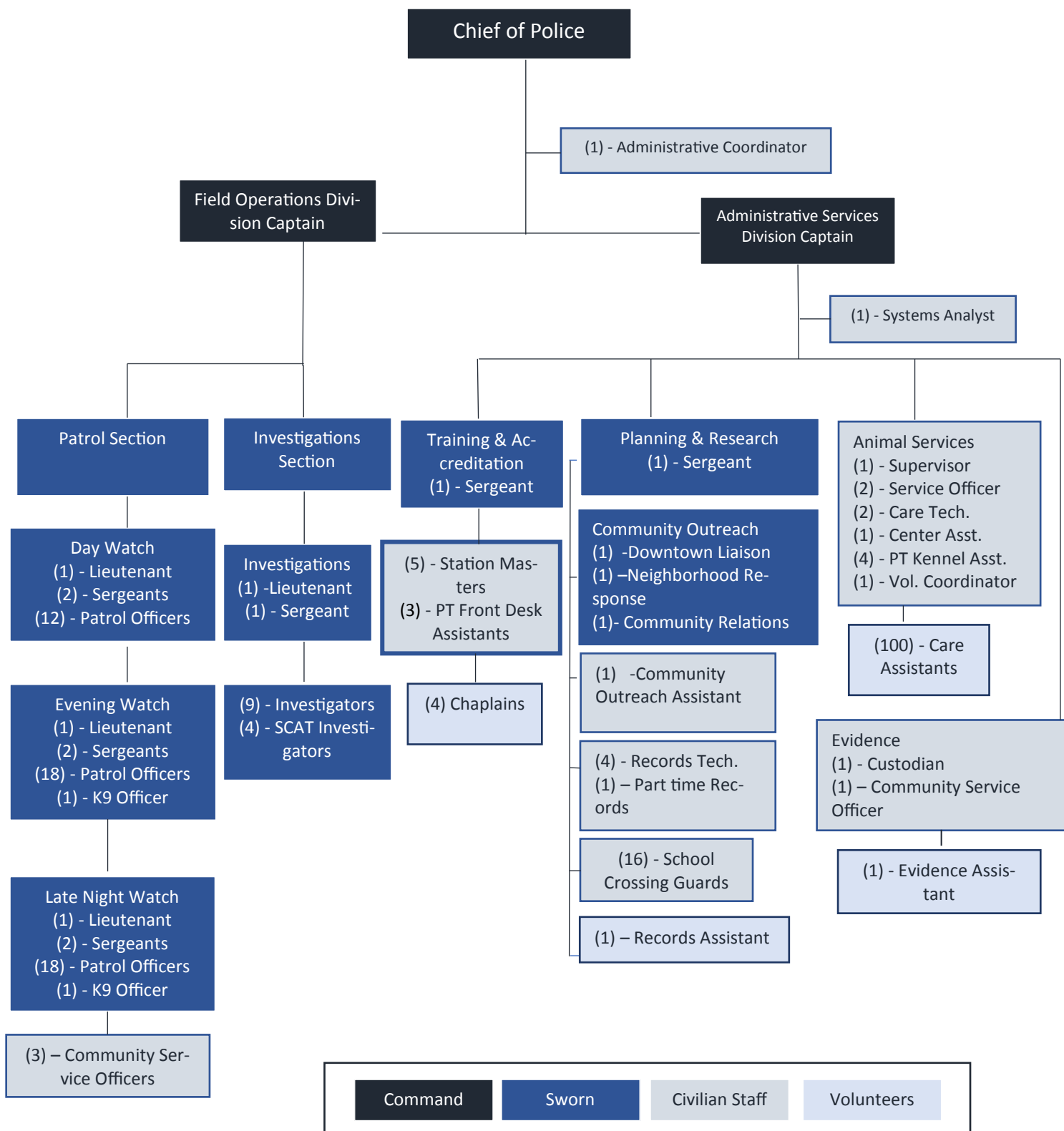
Mission Statement



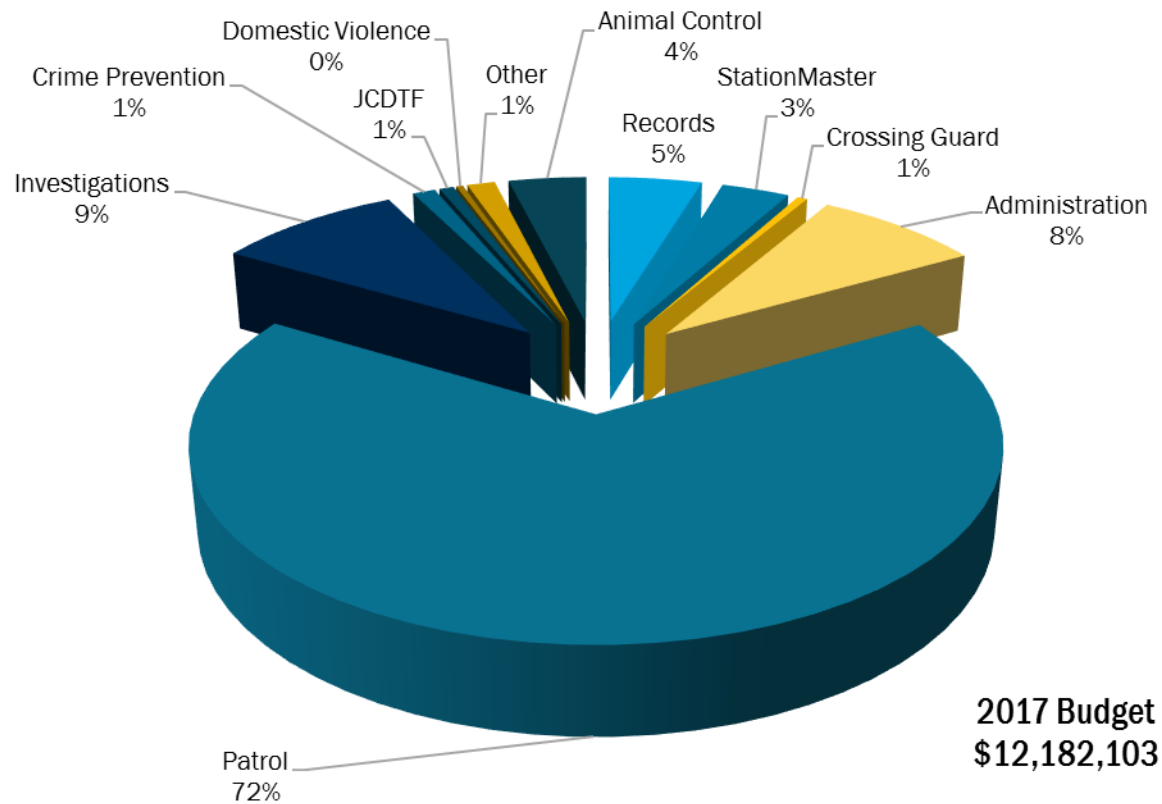
The mission of the Iowa City Police Department is to protect the rights of all persons within its jurisdiction to be free from crime, to be secure in their possession, and to live in peace. By pursuing the goals of education, prevention and enforcement, it is the primary objective of the Iowa City Police Department to pursue the ideal of a community free from crime and disorder in a fair, responsive and professional manner.



Organizational Chart



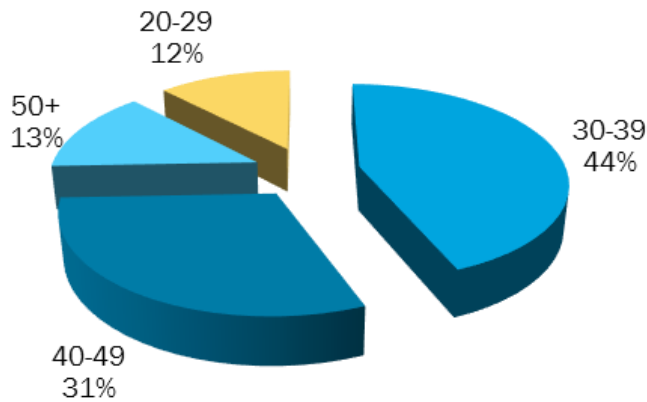
2017 Budget



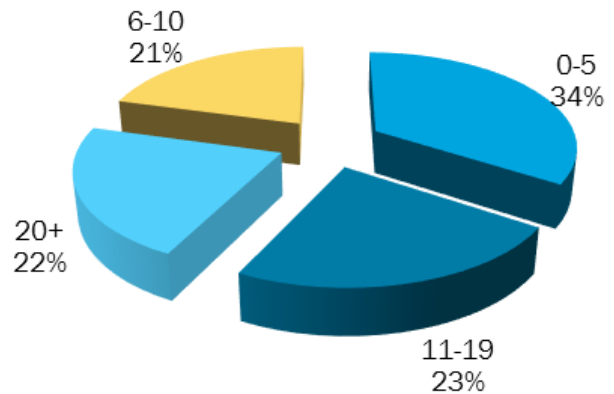
Patrol	\$8,130,057.79
Investigations	\$1,115,454.19
Administration	\$1,003,219.45
Records	\$562,628.00
Animal Control	\$469,002.41
Station Master	\$409,253.06
Other	\$167,452.00
Crime Prevention	\$136,483.92
JCDTF	\$87,234.00
Crossing Guard	\$59,740.00
Domestic Violence	\$41,578.00

ICPD Personnel Profiles

Sworn Personnel by Age



Sworn Personnel by Years of Service



ICPD Personnel

Animal Control - 6
 Records - 4
 Sworn Officers - 82
 Administrative Coordinator - 1
 Crossing Guards - 16
 Systems Analyst - 1
 Community Service Officers - 4
 Evidence Custodian - 1
 Community Outreach Assistant - 1
 Station Masters - 5
 Part time/Temporary - 1
 Part time Animal Care staff - 4

Volunteers

Chaplains-4
 Records-1
 Evidence-1

Iowa City Police Sworn Personnel by Age, Gender, and Race

Gender	Asian Pacific Islander	Black	White	Total	Percent
Male	2	4	69	75	91.5
Female	0	0	7	7	8.5
Total	2	4	76	82	100%
Percent	2.4%	4.9%	92.7%	100%	

Average Age

38.6

Average Years of Service

11.5

In 2017, the ICPD had **129** employees consisting of **82** sworn and **47** civilian.



Promotions and New Hires



Chief Jody Matherly #1 was selected as the new police chief and sworn in on January 23, 2017.



Officer Alex McEleney #28 joined the ICPD on December 27, 2017.



Officer & Civilian Awards



Officer of the Year

Lucas Erickson



Richard “Dick” Lee Award

Ashley Jay



Civilian Employee of the Year

Kelly Jehle



Service Awards

5 Years of Service

Adam Schmerbach – Officer
 Lucas Erickson – Officer
 Ashten Hayes – Officer
 Benjamin Hektoen – Officer

10 Years of Service

Ryan Schnackel

15 Years of Service

Lori Schroeder – Records Technician
 James Baker – Computer Analyst
 Todd Cheney – Officer
 Zach Diersen – Lieutenant

20 Years of Service

Jerry Blomgren – Sergeant
 Scott Gaarde – Sergeant
 Rebecca Passavant – Records Technician

25 Years of Service

Becki Sammons – Officer
 Doug Hart – Sergeant

30 Years of Service

Kevin Heick – Lieutenant
 Steven Fortmann – Officer

40 Years of Service

Donna Bogs – Station Master

Favorable Occurrences



Favorable Occurrence Recipients

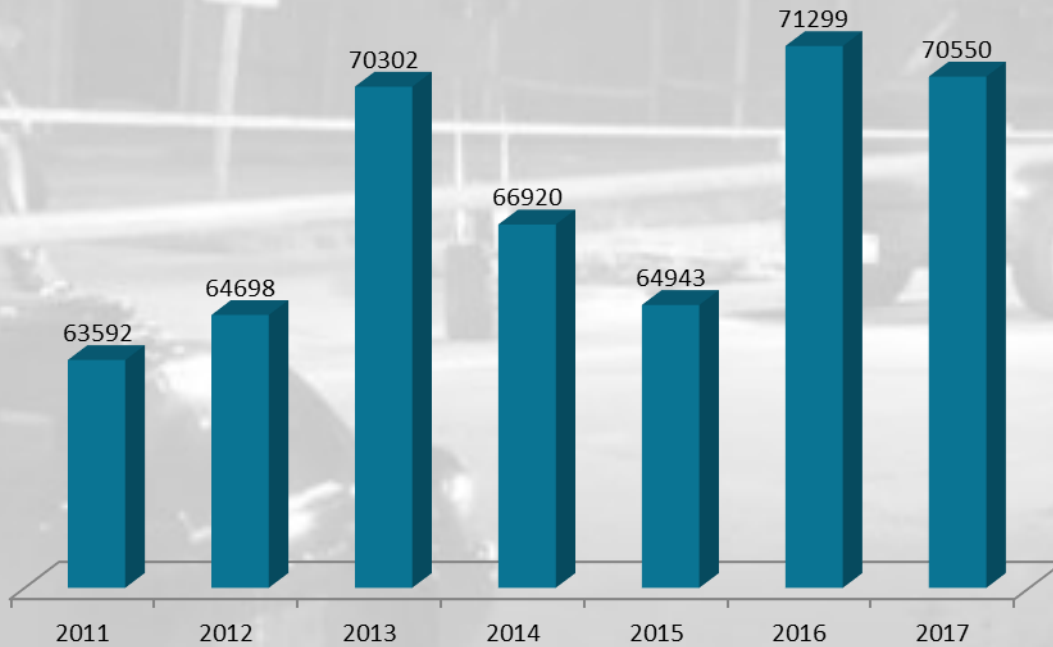
- Officer Alirio Arcenas
- Officer Jacob Belay
- Officer Dustin Carolan
- Investigator Todd Cheney
- Investigator Gabe Cook
- Officer Kristie Davis
- Officer Jesse Drahos
- Officer Brandon Faulkcon
- Sergeant Jeff Fink
- Officer Travis Graves
- Officer Josh Grimm
- Officer Jared Harding
- Officer Bob Hartman
- Officer Ben Hektoen
- Officer Dennis Kelly
- Investigator Niles Mercer
- Investigator Brad Murphy
- Officer Travis Neeld
- Officer Eric Nieland
- Officer Chris Passmore
- Officer Brad Reinhard
- Station Master Joy Reinhardt
- Officer Andy Rich
- Officer Dan Roth
- Officer Becki Sammons
- Records Technician Sara Van Eck
- Investigator Ryan Wood

2017 Statistics

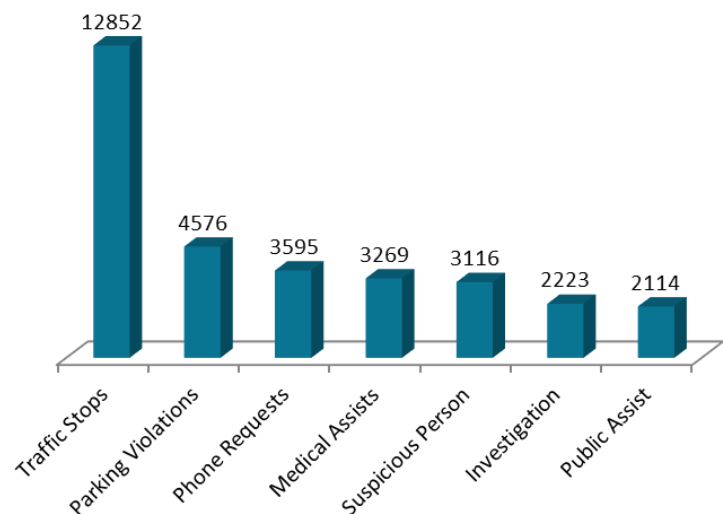
Calls for Service

The Iowa City Police Department received and handled **70,550** calls for service in 2017.

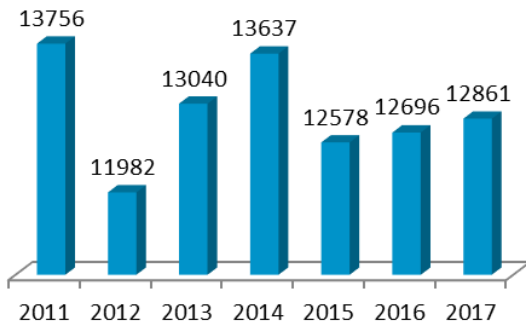
Total Calls for Service



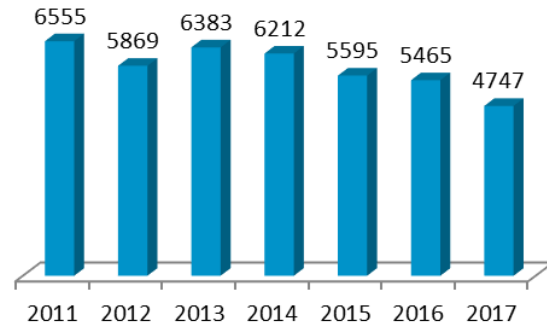
Top Calls for Service



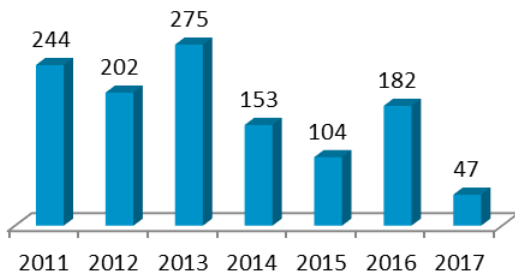
Traffic Stops



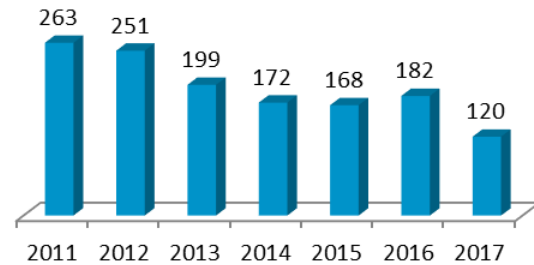
Arrests



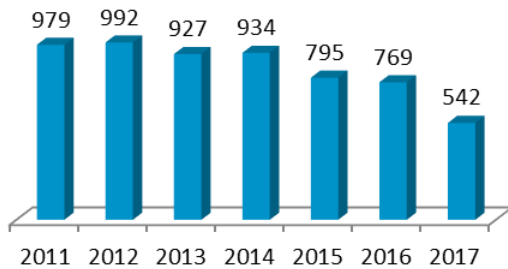
Disorderly House Citations



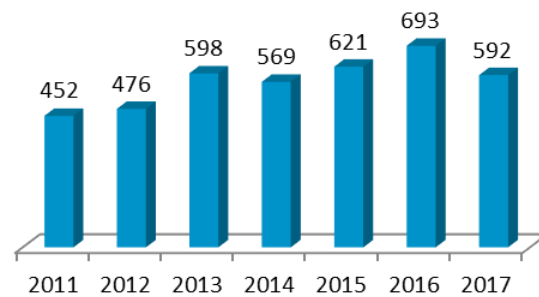
Disorderly Conduct Charges



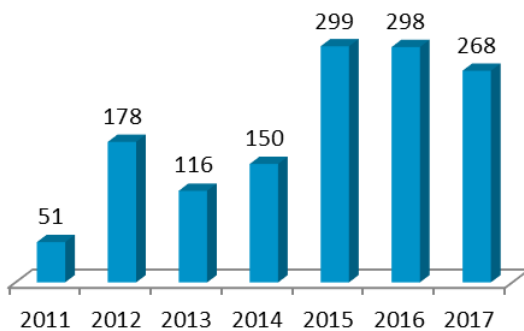
Public Intoxication Arrests



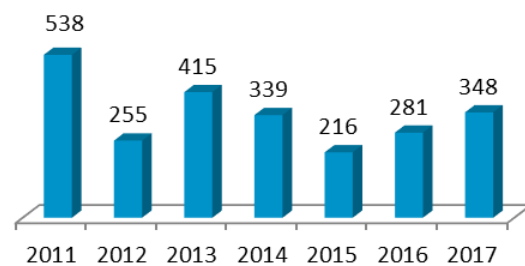
OWI Arrests



Under 21 in Bar Citation



Underage Alcohol Possession Citations



Alcohol / Tobacco Compliance Checks

The ICPD conducts compliance checks (“stings”) relating to the proper sale and delivery of age-restricted alcohol products by retailers. Underage persons enter licensed alcohol establishments and attempt to purchase alcohol under the observation and control of officers.

Yearly Alcohol Compliance Checks (2011 - 2017)		
Year	Checks	Charges/Failures
2017	67	11
2016	0	0
2015	36	6
2014	165	21
2013	342	39
2012	258	33
2011	149	19

The ICPD continued tobacco checks of tobacco permit holders. Like the alcohol compliance checks, the tobacco checks relate to the proper sale and delivery of age-restricted tobacco products by retailers. Underage persons enter establishments and attempt to purchase tobacco products under the observation and control of officers.

Yearly Tobacco Compliance Checks (2011 - 2017)		
Year	Checks	Charges/Failures
2017	66	11
2016	63	14
2015	62	10
2014	101	12
2013	50	11
2012	135	25
2011	10	0

Crimes / Violent Crimes

"GROUP A" CRIMES *	2013	2014	2015	2016	2017
Aggravated Assault	128	133	115	104	86
All Other Larceny	317	257	408	458	566
Arson	7	5	3	1	5
Assisting or Promoting Prostitution	0	0	0	0	0
Bribery	0	0	0	1	0
Burglary/Breaking & Entering	357	282	398	299	338
Counterfeit/Forgery	109	135	86	120	176
Credit Card/ATM Fraud	101	40	66	128	82
Curfew/Loitering/Vagrancy Violations	0	0	4	3	2
Destruction/Damage/Vandalism of Property	542	506	488	628	516
Drug/Narcotic Violations	543	422	354	424	367
Drug Equipment Violations	254	206	191	174	151
Embezzlement	15	25	20	17	21
Extortion/Blackmail	3	5	1	6	7
False Pretenses/Swindle	221	258	171	187	229
Forcible Fondling	37	32	28	27	11
Forcible Rape	39	41	52	54	53
Forcible Sodomy	6	0	3	4	0
Impersonation	6	2	231*	94	43
Intimidation	47	88	61	50	40
Kidnapping/Abduction	6	6	5	7	9
Motor Vehicle Theft	95	87	83	95	87
Murder/Non-Negligent Manslaughter	0	1	0	0	4
Negligent Manslaughter	0	0	0	0	0
Peeping Tom	0	0	2	3	1
Pick Pocketing	11	15	8	9	12
Pornography/Obscene Material	0	7	3	4	7
Prostitution	1	0	1	13	2
Purse Snatching	0	0	1	3	2
Robbery	62	58	34	46	56
Sex Assault With Object	3	0	2	1	0
Sex Offenses-Non-forcible Incest	0	0	1	0	0
Shoplifting	403	389	359	229	240
Simple Assault	543	564	553	646	660
Statutory Rape	1	1	1	2	0
Stolen Property Offenses	15	17	7	11	11
Theft/Motor Vehicle Parts	60	61	34	30	29
Theft from Building	483	518	348	288	245
Theft from Coin Operated Machine	7	3	4	4	2
Theft from Motor Vehicle	229	237	357	200	340
Weapons Law Violation	26	31	20	24	49
Welfare Fraud	0	0	1	1	3
Wire Fraud	33	31	53	68	38
TOTAL	4,707	4,464	4,557	4,463	4,490

Violent Crimes *	2013	2014	2015	2016	2017
Aggravated Assault	128	133	115	104	86
Forcible Rape	39	41	52	54	53
Forcible Sodomy	6	0	3	4	0
Murder/Non-Negligent Manslaughter	0	1	0	0	4
Robbery	62	58	34	46	56
TOTAL	235	233	204	208	199

*as defined by FBI reporting requirements

Juvenile Related Statistics

Calls for Service

In 2017 the Iowa City Police Department responded to **573 calls for service** specifically classified as juvenile related complaints. This number does not encompass all juvenile related calls for service, as the original call for service may not have been classified as involving juveniles. 2017 saw a **4.5%** increase from 2016.

Iowa City Police Juvenile Related Calls for Service (2011 – 2017)	
2017	573
2016	548
2015	548
2014	369
2013	424
2012	386
2011	437

In 2017 the **Grant Wood** and **Wetherby** neighborhoods had the highest numbers of juvenile complaints with **158 calls for service** between them. This was the same number as in 2016.

Top 5 Neighborhoods For Juvenile Related Calls For Service (2011-2017)							
Neighborhood	2017	2016	2015	2014	2013	2012	2011
Grant Wood	87	79	75	32	51	65	95
Wetherby	71	79	63	42	51	35	36
Downtown	58	30	47	40	33	26	39
Lucas Farms	50	37	22	16	14	18	31
Southeast	34	50	55	23	24	27	28
Northwest	33	27	45	22	30	38	33

Charges and Referrals

The continued inclusion of Disorderly Conduct with the juvenile diversion program resulted in a dramatic decrease in the number of those referrals (charges) by **65%**, eliminating it from the top 5 referrals to Juvenile Court.

2017 saw a **25%** drop in total juvenile related referrals (charges) with **259**, which is the lowest in many years.

Year	Top 5 Juvenile Court Referrals/Charges* (2012 – 2017)	Juvenile Court Services Referrals/Charges* (2012 – 2017)	
2017	Assault Causing Injury – 27	2017	259
	Juvenile Curfew Violations - 21	2016	346
	PCS – 20	2015	316
	Interference w/ Official Acts – 16	2014	326
	Assault (no injury) – 15	2013	405
2016	Burglary – 3 rd degree - 13	2012	476
	Disorderly Conduct- 31		
	Juvenile Curfew Violations-21		
	PCS-Marijuana-21		
	Assault Causing Injury-20		
2015	Criminal Trespass-17		
	PAULA-17		
	Theft 5 th - 67		
	Juvenile Curfew Violations-22		
	Disorderly Conduct - 16		
2014	Interference- 20		
	PCS-18		
	Theft 5 th - 56		
	Juvenile Curfew Violations-27		
	PCS-26		
2013	Disorderly Conduct-14		
	Assault Causing Injury-14		
	Theft 5 th – 86		
	Disorderly Conduct – 40		
	Juvenile Curfew Violation – 30		
2012	Simple Assault – 25		
	PCS - 22		
	Theft 5 th – 73		
	Disorderly Conduct - 66		
	Juvenile Curfew Violation – 35		
	Simple Assault – 23		
	PCS - 21/Interference w/Official Acts- 21		

Total Juvenile Referrals/Charges* by Ethnicity** (2012-2017)

	2017	2016	2015	2014	2013	2012
Hispanic	34	30	24	20	63	52
Non-Hispanic	221	312	287	304	340	418
Unknown	4	4	5	2	2	6

*-Indicates the number of charges, not the number of individual subjects charged. Some individuals may have been charged more than once.

**-the Federal Bureau of Investigation (FBI) Uniform Crime Report (UCR) requires all law enforcement agencies to report charge referral race, however Hispanic is defined as an ethnicity and not a race.

Total Juvenile Referrals/Charges* by Race (2012-2017)

	2017	2016	2015	2014	2013	2012
White	114	157	132	147	203	223
Black	141	185	184	179	197	251
Asian/Pacific/Islander	1	2	0	0	5	2
Amer. Indian/Alaskan	1	0	0	0	0	0
Unknown	2	2	0	0	0	0

Alcohol Related Statistics

OWI Charges	18-20 yrs	Under 18 yrs
2017	123	6
2016	128	14
2015	101	8
2014	84	5
2013	74	7
2012	70	9

Public Intoxication Charges	18-20 yrs	Under 18 yrs
2017	141	1
2016	228	3
2015	217	3
2014	220	8
2013	225	14
2012	354	5

Underage Alcohol Possession Charges	18-20 yrs	Under 18 yrs
2017	338	7
2016	264	17
2015	205	11
2014	333	6
2013	404	11
2012	244	11

Under 21 in Bar Charges	18-20 yrs	Under 18 yrs
2017	268	0
2016	292	4
2015	294	5
2014	149	1
2013	117	1
2012	173	5

Officer School Visits



The Day Watch uniformed patrol officers on the Iowa City Police Department are encouraged to make regular visits to schools in their assigned areas to interact with students. Some miscommunication with the school district during the year led to lower visits than past years, with officers logging **81** school visits in 2017. Community Outreach Assistant Harper and Juvenile Investigator Cook also maintained a consistent presence in the schools.

School Visits by the Patrol Division (2011 – 2017)

2017	81
2016	215
2015	110
2014	121
2013	312
2012	89
2011	84



Substation Mission

The Iowa City Police Substation, located at 1067 Hwy 6 E., opened in 2010 with goals of providing convenient access to community members and additional workspace for officers who work in the southeast area of town. It currently serves as the Community Outreach headquarters, event/meeting space, and workspace for patrol officers. In the future, our goals are to regularly staff the substation to provide community members with consistent access to patrol officers and to explore the potential benefits of substations in other areas of Iowa City. SouthGate Companies has graciously donated this valuable space since its opening and the ICPD is grateful for their continued partnership.

**ICPD Substation
– 1067 Hwy 6 E.**





Community Outreach Division

The Iowa City Police Community Outreach Division is made up of **3 officers** and **1 civilian**. Together, Community Relations Officer Ashten Hayes, Neighborhood Response Officer Rob Cash, Downtown Liaison Officer Colin Fowler, and Community Outreach Assistant Henri Harper serve to engage with community members in a variety of initiatives and programs with the goal of **opening lines of communication** and **fostering relationships**. These programs/organizations include, but are not limited to:



- Safety Village
- Special Olympics Events
- Johnson County Shoplifter Diversion
- Coffee with a Cop
- Citizens' Police Academy
- National Night Out
- Bus Pass Program
- Food Drives
- Community Soul Food Dinner

- High School Basketball League
- Cops and Donuts
- Iowa City Neighborhood Council
- Shop with a Cop
- Local Homeless Coordinating Board
- ALICE Instruction
- UI Student Education
- Council for International Visitors Iowa Cities (CIVIC)



Events/Causes

ICPD employees continued to be involved with events and causes benefiting various community members in 2017:

- Pink Patch Project** – breast cancer research
- Iowa City Leaf Raking** - elderly/disabled residents
- In Her Shoes** – Domestic Violence public education
- National Night Out** – Neighborhood camaraderie and police/community partnership
- Pulling for Honor** – Eastern Iowa Honor Flight
- Shop with a Cop** – underserved children in the community during the holiday season
- Kites for Kids** – Johnson County Community Partnership for Protecting Children
- Bark for Life** – American Cancer Society
- Neighborhood Parks Clean-up** – neighborhood community members



CALEA

Training & Accreditation is responsible for maintaining the mandated level of training for members of the department as well as ensuring those personnel are trained in areas that are necessary for the efficient functioning of the department. The sergeant assigned to Training and Accreditation also monitors general orders to ensure they comply with accreditation standards.



In 2017, officers attended approximately 90 different refresher or advanced training opportunities including attendance at schools and training sessions at Mobile Team Training Unit IV in Moline, Illinois, the Iowa Law Enforcement Academy, the Midwest Counter Drug Training Center in Des Moines, training conferences, and seminars. These trainings ranged from basic recruit training to crisis intervention training.

All newly hired officers continued to complete an intensive field training program. Officers assigned to the field training program work one-on-one with field training officers (FTOs) on each watch for practical hands-on experience. Officers must successfully complete the program before they can work solo on patrol.



On March 25, 2017 the Iowa City Police Department was awarded its sixth accreditation from CALEA Advanced Law Enforcement Accreditation.


New to accreditation in 2017, a new four-year cycle will be implemented. CALEA Information Management and Reporting System (CIMRS) is a new web-based reporting system where Compliance Service Members (CSMs) and Site-Based Assessors will capture and report findings from an annual Web-Based Review (year 1-4) and Site-Based Assessment (year 4 only).

This change requires the sergeant of Training and Accreditation to move from a three-year assignment to a four-year assignment. The purpose of CALEA's accreditation program is to improve the delivery of public safety services, primarily by maintaining a body of standards developed by public safety practitioners covering a wide range of up-to-date public safety initiatives, establishing and administering an accreditation process, and recognizing professional excellence.

Animal Services

Iowa City Animal Services is a division of the Iowa City Police Department and operates as a public safety/enforcement agency for the protection of the public and animals in Iowa City. This division also provides services to Coralville, unincorporated Johnson County, University Heights and University of Iowa.

The Animal Services Division also operates the Iowa City Animal Care and Adoption Center to re-home stray and abandoned animals. Programs are supported, in part, by contributions from Friends of the Animal Center Foundation (FACF).




SHELTER

	Cats	Dogs	Other*	Total
Animal Intakes	1157	542	848	2547
Number of Animals Adopted	754	167	334	1255
Number of Animal Reclaimed by Owner	119	297	1	417

Animals Euthanized	Cats	Dogs	Other	Total
Sick or Injured	52	1	95	148
Behavior Problems	13	6	0	19
Overcrowding	0	0	0	0
Feral	123	0	0	123
Aggression	14	33	0	47
Bite	9	5	3	17
Dangerous Animal Hearing	0	1	0	1
Unborn/Unweaned	27	0	0	27

Number of Dog Behavior Assessments	n/a	179	n/a	179
Animals Transferred to Rescue	5	30	0	35
Wildlife Transferred to Rehabilitator	0	0	120	120
Microchips Implanted				1525

*Other = small mammals, birds, reptiles, wildlife



Iowa City Animal Care & Adoption Center


ENFORCEMENT

Service Calls Addressed	1387
Animal Bite Investigations	97
Animal Bite Quarantines	89
Animal Bite Testing	3
Bats Euthanized For Testing Due To Exposure	15
Stray Animals Picked Up By Animal Service Officers	528
Citations Issued	15
Hoarding/Mass Impound Incidents	7
Vicious Animal Hearings	1

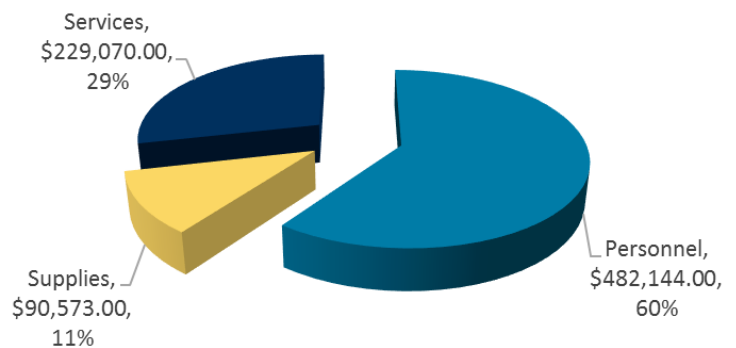


OUTREACH PROGRAMS

Vouchers for Dog Obedience Class redeemed	41
Number of Center dogs that went to SPOT & CO classes	6
Community Microchipping Clinics	0
Humane Education Presentations	15
Organized events/tours	72



2017 Animal Services Expenses \$801,787



The Iowa City Animal Care and Adoption Center is staffed by:

- 1 Supervisor
- 2 Animal Service Officers
- 2 Animal Care Technicians
- 1 Animal Care Assistant
- 4 Part time employees

In addition to the full-time staff, the center relies on the generosity of community members to accomplish its mission. **524 community members** attended an orientation and donated **16,303 hours** of volunteer work, while **467 animals** were cared for in the foster program with a total of **7525 days** for all animals.



In 2017, there were **134** Police Officer line of duty deaths.* The Iowa City Police Department honors the memory of these men and women.

*Officer Down Memorial Page www.odmp.org

www.icgov.org/Police
Facebook.com/IowaCityPolice
Twitter @IowaCityPolice

